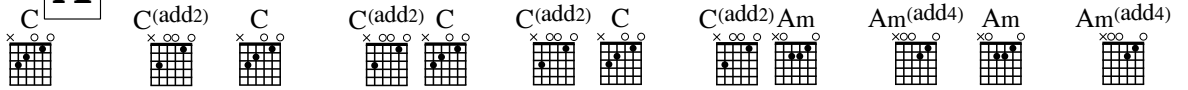


One River

Shirley Grimes arr. Clíodhna Ní Aodáin

A



Lead Vocal

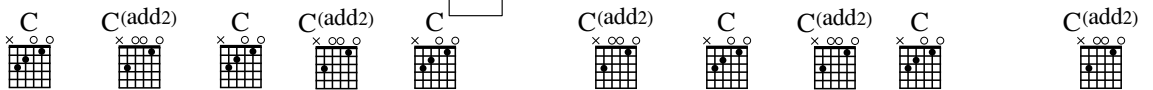
Soprano

Alto

Tenor

Bass

B



Lead Vocal

S.

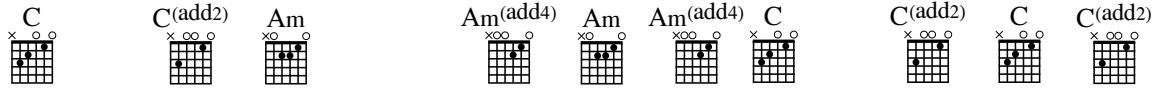
A.

T.

B.

Ooo - oh

Ooo - oh



Lead Vocal

Ooo___ Ooo - oh_____ Ooo - oh_____

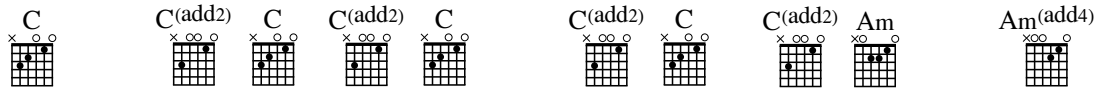
S.

A.

T.

B.

Detailed description: This system contains the first five measures of the piece. The Lead Vocal line starts with a whole rest, followed by a quarter note G4, a quarter note A4, a quarter note B4, and a quarter note C5. The lyrics 'Ooo___ Ooo - oh_____ Ooo - oh_____'. The guitar accompaniment consists of five measures, each with a whole rest, indicating that the guitar is silent during this section.



Lead Vocal

Ooo oh_____ Ooo oh_____ Ooo___ Ooo oh_____

S.

A.

T.

B.

Detailed description: This system contains the next five measures. The Lead Vocal line continues with a quarter note G4, a quarter note A4, a quarter note B4, and a quarter note C5. The lyrics 'Ooo oh_____ Ooo oh_____ Ooo___ Ooo oh_____'. The guitar accompaniment consists of five measures, each with a whole rest, indicating that the guitar is silent during this section.

Am Am(add4) C C(add2) C C(add2) C C C C C C C 3

Verse 1

Lead Vocal

Ooo- oh _____ Day light sta-rts

S.

Ooo- oh_ Day light

A.

Ooo- oh_ Day light

T.

Ooo- oh_ Day light

B.

Ooo- oh_ Day light

C C(add2) C C(add2) Am Am Am Am C C C C C C C

Lead Vocal

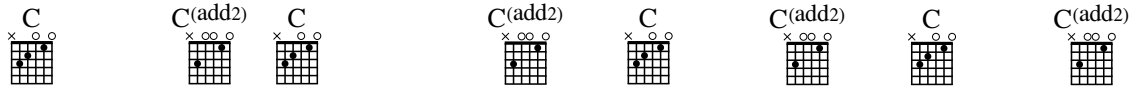
creep in' in when this soul's song be gins_ to sing

S.

A.

T.

B.



Lead Vocal

Musical notation for Lead Vocal: *Lis - ten_* to its ten-der words_____ Give it

S.

Musical notation for Soprano (S.): *Lis - ten_*

A.

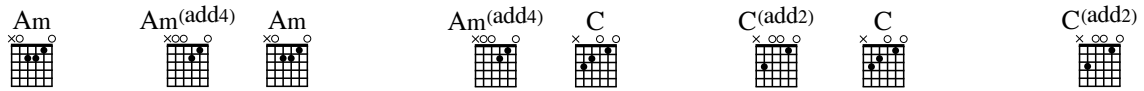
Musical notation for Alto (A.): *Lis - ten_*

T.

Musical notation for Tenor (T.): *Lis - ten_*

B.

Musical notation for Bass (B.): *Lis - ten_*



Lead Vocal

Musical notation for Lead Vocal: flight now this faith - ful bird. And_

S.

Musical notation for Soprano (S.):

A.

Musical notation for Alto (A.):

T.

Musical notation for Tenor (T.):

B.

Musical notation for Bass (B.):

D

C C(add2) C C(add2) C C C C C C C

Verse 2

Lead Vocal

Grey clouds_ they slip a- way_ when its

S.

Grey clouds_

A.

Grey clouds_

T.

Grey clouds_

B.

Grey clouds_

Am Am(add4) Am Am(add4) C C C C C C C

Lead Vocal

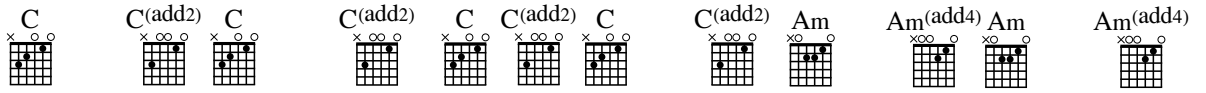
mu - sic be - gins_ to play. And_

S.

A.

T.

B.



Lead Vocal

Know now_ that you and me we are a riv-er that must

S.

Know now_

A.

Know now_

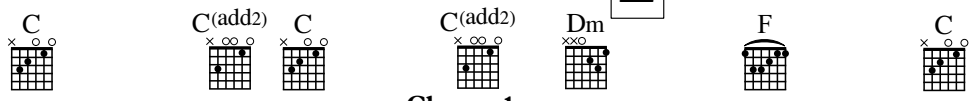
T.

Know now_

B.

Know now_

E



Chorus 1

Lead Vocal

_ run free. So come doubts, come fear, with hearts that are_

S.

Come doubts, come fear, with hearts that are

A.

Come doubts, come fear, with hearts that are

T.

Come doubts, come fear, with hearts that are

B.

Come doubts, come fear, with hearts that are



Lead Vocal

strong, this ri- ver___ keeps flow - in'___ it keeps flow - in' on, come

S.

strong, this ri- ver___ keeps flow - in'___ it keeps flow - in' on, come

A.

strong, this riv- ver___ keeps flow - in'___ it keeps flow - in' on, come

T.

strong, this ri- ver___ keeps flow - in'___ it keeps flow - in' on, come

B.

strong, this ri- ver___ keeps flow - in'___ it keeps flow - in' on, come



Lead Vocal

doubts, come fear, with hearts that are___ strong, this ri- ver___ will keep flow - in' on.

S.

doubts, come fear, with hearts that are strong, this ri- ver___ will keep flow - in' on.

A.

doubts, come fear, with hearts that are strong, this ri- ver___ will keep flow - in' on.

T.

doubts, come fear, with hearts that are strong, this ri- ver___ will keep flow - in' on.

B.

doubts, come fear with hearts that are strong, this ri- ver___ will keep flow - in' on.

F

Lead Vocal

G

Verse 3

Lead Vocal

C C(add2) Am Am(add4) Am Am(add4) C C(add2) C C(add2) C C(add2)

Lead Vocal

don't make it ea-sy to find my way. But Choi ces_

S. Choi ces_

A. Choi ces_

T. Choi ces_

B. Choi ces_

C C(add2) C C(add2) C C(add2) Am Am(add4) Am Am(add4) C C(add2)

Lead Vocal

they re-main mine and I must make some a long the line.








S.

A.

T.

B.

H

Chorus 2

Lead Vocal

So come doubts, come fear, with hearts that are strong, this ri- ver keeps

S.

Come doubts, come fear, with hearts that are strong, this ri- ver keeps

A.

Come doubts, come fear, with hearts that are strong, this riv ver keeps

T.

Come doubts, come fear, with hearts that are strong, this ri- ver keeps

B.

Come doubts, come fear, with hearts that are strong, this ri- ver keeps









Lead Vocal

flow- in' it keeps flow- in' on, come doubts, come fear, with hearts that are strong, this

S.

flow- in' it keeps flow- in' on, come doubts, come fear, with hearts that are strong, this

A.









flow- in' it keeps flow- in' on, come doubts, come fear, with hearts that are strong, this

T.

flow- in' it keeps flow- in' on, come doubts, come fear, with hearts that are strong, this

B.

flow- in' it keeps flow- in' on, come doubts, come fear with hearts that are strong, this

Instrumental

Lead Vocal

ri ver___ will keep flow - in' on.

S.

ri ver___ will keep flow - in' on. Ooo_____ Ooo_____

A.

ri ver___ will keep flow - in' on. Ooo_____ Ooo_____









T.

ri ver___ will keep flow - in' on. Ooo_____ Ooo_____

B.

ri ver___ will keep flow - in' on. Ooo_____ Ooo_____

C Em C C/E F

Lead Vocal

Ooo_____ Ooo_____ Ooo_____ Ooo_____

S.

Ooo_____ Ooo_____ Ooo_____ Ooo_____

A.

Ooo_____ Ooo_____ Ooo_____ Ooo_____

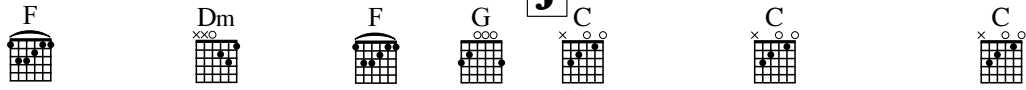
T.

Ooo_____ Ooo_____ Ooo_____ Ooo_____

B.

Ooo_____ Ooo_____ Ooo_____ Ooo_____

F C/E Dm F G C Em C C/E F



Verse 4

Lead Vocal

Lone ly_ and lo ng_ is the road

S.

A.

T.

B.

F C/E Dm F G C

Ooo Ooo Ooo



Lead Vocal

if I choose to walk it_ a-lone But_ Voi ces_

S.

A.

T.

B.

Voi ces_

Lead Vocal

In un-i - - ty cre-ate a riv-er that will run free

S.

A.

T.

B.

Chord diagrams: C, C, C, Am, Am, C

Lead Vocal

So come doubts, come fear, with hearts that are strong, this ri- ver keeps

S.

A.

T.

B.

Chorus 3

So come doubts, come fear, with hearts that are strong, this ri- ver keeps

Come doubts, come fear, with hearts that are strong, this ri- ver keeps

Come doubts, come fear, with hearts that are strong, this ri- ver keeps

Come doubts, come fear, with hearts that are strong, this ri- ver keeps

Come doubts, come fear, with hearts that are strong, this ri- ver keeps

Come doubts, come fear, with hearts that are strong, this ri- ver keeps

Chord diagrams: C, C(add2), Dm, K, F, C, G, Dm



Lead Vocal

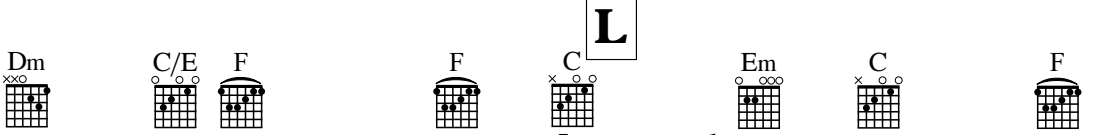
flow- in'__ it keeps flow- in' on, comedoubts, come fear, with hearts that are__ strong, this

S. flow- in'__ it keeps flow- in' on, comedoubts, come fear, with hearts that are strong, this

A. flow- in'__ it keeps flow- in' on, comedoubts, come fear, with hearts that are strong, this

T. flow- in'__ it keeps flow- in' on, comedoubts, come fear, with hearts that are strong, this

B. flow- in'__ it keeps flow- in' on, comedoubts, come fear with hearts that are strong, this



Instrumental

Lead Vocal

ri ver__ will keep flow - in' on.

S. ri ver__ will keep flow - in' on. Ooo_____ Ooo_____

A. ri ver__ will keep flow - in' on. Ooo_____ Ooo_____

T. ri ver__ will keep flow - in' on. Ooo_____ Ooo_____

B. ri ver__ will keep flow - in' on. Ooo_____ Ooo_____

C Em C C/E F



Lead Vocal

S.

Ooo _____ Ooo _____ Ooo _____ Ooo _____

A.

Ooo _____ Ooo _____ Ooo _____ Ooo _____

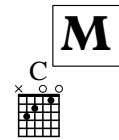
T.

Ooo _____ Ooo _____ Ooo _____ Ooo _____

B.

Ooo _____ Ooo _____ Ooo _____ Ooo _____

F C/E Dm F G C Em C C/E F



a cappella

Lead Vocal

Ooo _____

S.

Ooo _____ Ooo _____ Ooo _____

A.

Ooo _____ Ooo _____ Ooo _____

T.

Ooo _____ Ooo _____ Ooo _____

B.

Ooo _____ Ooo _____ Ooo _____

F C/E Dm F G C Em

Lead Vocal

S.

A.

T.

B.

Ooo _____ Ooo _____ Ooh _____ Ooh _____

Ooo _____ Ooo _____ Ooh _____ Ooh _____

Ooo _____ Ooo _____ Ooh _____ Ooh _____

Ooo _____ Ooo _____ Ooh _____ Ooh _____

C C/E F F C/E Dm

Detailed description: This is a musical score for page 16, featuring five staves. The top staff is labeled 'Lead Vocal' and contains a melodic line with lyrics 'Ooo' and 'Ooh'. Below it are three vocal parts: Soprano (S.), Alto (A.), and Tenor (T.), each with their own melodic lines and lyrics. The bottom staff is a bass line with lyrics 'Ooo' and 'Ooh' and guitar chords 'C C/E F F C/E Dm'. The music is written in a common time signature and features a mix of quarter and eighth notes, with some notes beamed together. The lyrics are 'Ooo' and 'Ooh' repeated across the vocal parts. The guitar chords are 'C C/E F F C/E Dm'.